



/ CLASS

Diagnostic test guide

About diagnostic tests.

EF Class diagnostic tests can help you plan for the new school year by providing information about your students' reading, listening, and grammar. They will show you the range of your students' abilities, as well as their strengths and weaknesses.

We offer three diagnostic tests:

- *Reading: 25 minutes, 4 tasks with 8 questions each*
- *Listening: 25 minutes, 5 tasks with 6 questions each*
- *Grammar: 40 minutes, 34 blocks with 4 questions each*

EF Class is a teaching platform rather than a testing platform. This means that it will present the diagnostic tests and students' results in the same way as any other lesson.

- *When students submit activities, they can see whether their results were correct or incorrect, and what the correct answers are. They will not be able to change their answers in an activity after submitting it.*
- *All students receive the same activities in the same order.*
- *Students can listen to audio recordings as many times as they like, and can pause them at any time.*
- *Students can move from one activity to the next without submitting their answers. It is very important that students submit their answers for every activity, to ensure that their scores are accurate.*
- *Teachers will need to use the scoring guides provided below to interpret the test results.*

Running diagnostic tests.

1. You can find a diagnostic test by:

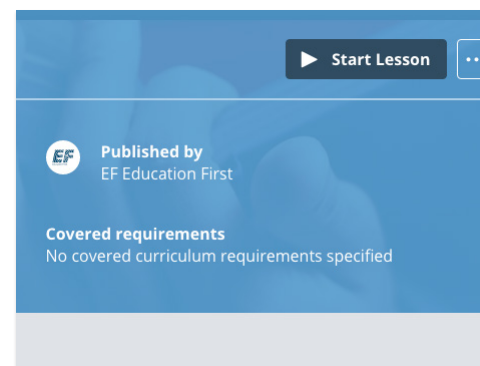
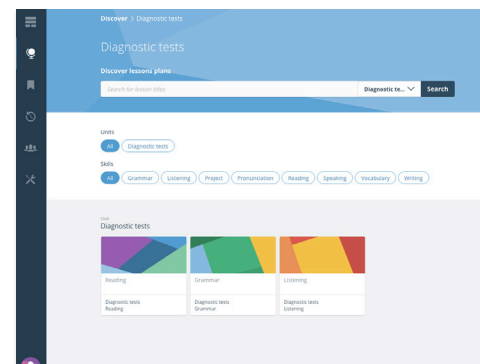
- Going to the 'Dashboard' tab
- Scrolling down to 'Explore lessons by courses', then selecting the course 'Diagnostic tests'
- Selecting the Diagnostic test that you would like to run: Reading, Listening, or Grammar

2. To start a test and share it with your students, click on the 'Start Lesson' button, select the class you want to teach, and click on 'Teach selected class'.

3. Send students the 'Introduction' activity

This explains the structure of the test and how to complete it. Before queueing the actual test tasks, go through this information together with your students to make sure they understand it all.

- It is very important that students submit every activity using the blue tick button, otherwise the test scores will not be accurate.
- Students should only submit an activity after they have completed all its questions. They will not be able to answer questions in an activity after they have submitted it.



Continued on the next page...

Running diagnostic tests.

4. Send students the ‘Practise using EF Class’ activity

This is a chance for your students to practise using the EF Class app. Their responses to this activity will not be included in their test scores. Check that students understand and are able to follow all of the instructions. Ask if they have any questions or problems.

5. Use the ‘Queue’ button to queue all of the remaining activities in the test

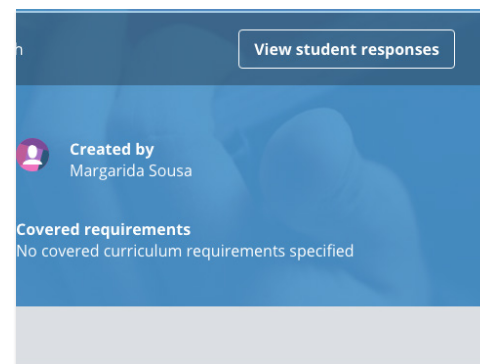
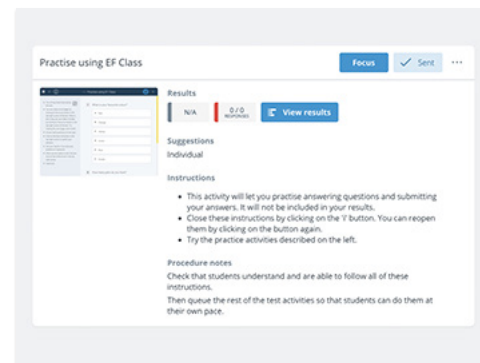
This will let your students do the activities at their own pace.

6. Follow along during the test by clicking on ‘View student responses’

This will show you which activities each student has submitted, and how they performed. You can help any student who seems to be lost, or is forgetting to submit activities. Move around the class or stand in the back to minimize cheating.

7. At the end of the test, check the ‘Student Responses’ view

Make sure that all students have submitted all activities, even if they haven’t had time to answer all of the questions. This will ensure that the results are accurate and that students can’t answer the questions after the test is over.



	Activity 0 of 0 Introduction	Activity 0 of 0 Practice using EF Class
Sam	Closed answer 90%	Closed answer 40%
Dale H	Closed answer 20%	Closed answer 20%

Scoring diagnostic tests.

General

You can see your classes' diagnostic test results in Taught Lessons.

- Select the test from your list of Taught Lessons.
- Tap on 'View student responses'.
- Tap on a student's name in the far left column to view their percentage correct on the test.

Each column on the screen represents one activity. The activities labelled 'Closed answer' are the ones which count towards the student's final test score.

Any activities which were not submitted are not included in the student's percentage correct score. Unsubmitted activities could affect the accuracy of the student's score. You can see the number of activities which a student submitted underneath their percentage score.

Scoring diagnostic tests.

Listening scoring guide

The listening diagnostic test helps you measure your students' listening abilities.

By tapping on each student's name, you will see their percentage correct on the test. The percentages represent the following CEFR levels for listening.

PERCENTAGE	CEFR LEVEL
0% - 32%	A1
33% - 47%	A2
48% - 58%	B1
59% - 70%	B2
71% - 75%	C1
76% - 100%	C2

Scoring diagnostic tests.

Reading scoring guide

The reading diagnostic test helps you measure your students' reading abilities.

By tapping on each student's name, you will see their percentage correct on the test. The percentages represent the following CEFR levels for reading.

PERCENTAGE	CEFR LEVEL
0% - 42%	A1
43% - 52%	A2
53% - 57%	B1
58% - 68%	B2
69% - 75%	C1
76% - 100%	C2

Scoring diagnostic tests.

Grammar scoring guide

The grammar diagnostic test helps you find the grammar points that individual students need to work on. Each block in this test covers a different grammar point.

BLOCK	GRAMMAR POINT
1	Adjectives vs. adverbs
2	Articles
3	Comparative adjectives and adverbs
4	Direct and indirect speech
5	First Conditional
6	Future: 'will' and 'be going to'
7	Gerunds
8	Modals of ability
9	Modals of permission
10	Modals of possibility and probability
11	Modals of requests and offers
12	Modals of suggestion, advice, and obligation

BLOCK	GRAMMAR POINT
13	Passive
14	Past modals of deduction
15	Past perfect
16	Past progressive
17	Possessives
18	Prepositional phrases of place
19	Prepositional phrases of time
20	Present perfect
21	Present perfect progressive
22	Present progressive
23	Quantifiers
24	Second conditional

Continued on the next page...

Scoring diagnostic tests.

BLOCK	GRAMMAR POINT
25	Simple past
26	Simple past: 'to be'
27	Simple present
28	Simple present: To be
29	Superlative adjectives and adverbs
30	Tag questions
31	Used to
32	Wh-questions with 'do'
33	Wh-questions with 'to be'
34	Zero Conditional

You can assess your students' accuracy on each grammar point using the following guide:

- **Red:** Basic knowledge which needs improvement: below 49% of questions were answered correctly. The student may need urgent help understanding this grammar point.
- **Yellow:** Intermediate knowledge: between 50% and 79% of questions were answered correctly. The student should practise more in order to develop better accuracy.
- **Green:** Advanced knowledge: between 80% and 100% of questions were answered correctly. The student needs no extra practice with this grammar point.

There is a Grammar lab lesson for each one of the points covered in the grammar diagnostic test. This means that students can easily practice their problem areas, either individually or as a group.



About EF Class

We are dedicated to understanding the needs of teachers and students.

EF Class has been designed, tested, and perfected where it matters most—in the classroom. Over the course of three years, we have worked with teachers, students, and principals in Sweden to craft the way EF Class supports learning and teaching. As all classrooms are unique, we've visited, observed, and learned from a wide variety of Swedish public and charter schools in large cities and small towns.

EF Class makes teaching and learning more effective by enabling everyone in the classroom to participate.

About EF Education First

EF Education First is the world's leading international education company.

With more than 50 years of experience and 500 EF schools and offices in 53 countries, we have been focused on how to improve the way teachers teach and students learn. We were the first to team up with Apple Computer to explore computer-aided classroom learning.

Our deep experience in traditional classroom teaching and our dedication to finding fundamentally better ways of learning has allowed us to bring you EF Class—bringing the power of digital learning to the physical classroom.

Contact us

To learn more, visit: class.ef.com

If you have any questions or would like to request a demo, email class@ef.com